

Norwegian University
of Life Sciences



Welcome to NMBU

Pre-Arrival Guide

FOR INTERNATIONAL STUDENTS
ACADEMIC YEAR 2025/2026

Student Information Centre (SiT)

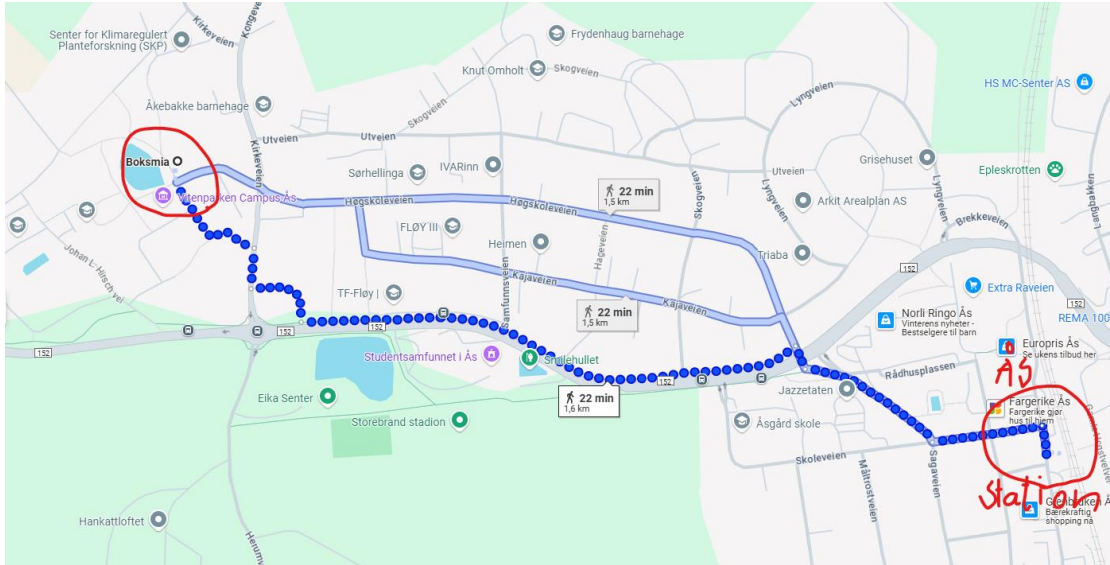
Phone: +47 6723 0111

Email: newstudent@nmbu.no

Website: www.nmbu.no

Table of Contents

1. Welcome as an NMBU Student	2
Degree Students	3
Exchange Students	3
Faculty Study Advisors	3
2. Accommodation	3
SiÅs Housing (On-Campus).....	4
Off-Campus/Private Accommodation	5
3. Student organizations	6
4. Moving to Norway: Immigration Procedures	7
Students from Nordic Countries	7
Students from EU/EEA Countries	8
Students from Non-European Countries.....	9
5. Packing Tips	11
Necessary items.....	11
Optional items.....	12
6. Financial Matters	13
Cost of Living (in Norwegian crowns - NOK).....	13
Part-time Work in Norway	14
Funds	14
7. Travelling to Ås	14
Airports	14
Train	15



..... 16

MAP: Walking from Ås Train Station to SiÅs Housing Office – Boksmia building...... 16

Bus 16

SiÅs Housing Office – Boksmia..... 17

1. Welcome as an NMBU Student

Congratulations on being admitted to the Norwegian University of Life Sciences (NMBU)! We are proud that you have chosen to study with us. This guide will help you prepare for your move to Ås.

You are coming to Norway’s most international campus with approximately 18 % of the student body having non-Norwegian citizenship. The international student population can be divided into two groups: degree and exchange students.

Degree Students

NMBU offers one bachelor's degree and twenty-one master's degrees taught in English. Each August, we welcome approximately 100 full degree students on campus who plan to spend two or three years at our university.



Degree students come from all over the world.

Exchange Students

The university welcomes exchange students for guest studies for either one or two semesters. Most exchange students come through the Erasmus+ program with the top countries represented being the Netherlands, France and Germany. However, exchange students can come from any country where NMBU has a partnership agreement such as Canada, USA, Australia, New Zealand, and Kenya among numerous other countries.

The Student Information Centre (SiT)

SiT staff are responsible for admission and general study counseling as well as helping you get started with your studies at NMBU. The SiT office is located on the first floor of the Clock Building, pictured below, and can be found on [MazeMap](#),

Faculty Study Advisors

Each academic program has at least one study advisor. The study advisors can assist with specific questions regarding education plans, compulsory and elective courses, prerequisites, and much more.

2. Accommodation

There are numerous housing options available. On-campus student housing

is not guaranteed, and therefore we recommend applying as early as possible.

SiÅs Housing (On-Campus)

SiÅs is a non-profit organization that provides all student welfare services on campus, including housing. NMBU and SiÅs work closely together but operate independently.



Available Unit Types



- A) Single room with shared bathroom, shared kitchen
- B) Single room with private bathroom, shared kitchen
- C) Studio apartment with private bathroom and kitchen
- D) Couples flat with private bathroom and kitchen
- E) Family flat with private bathroom and kitchen

The most common unit type is A and international students will likely be assigned one of these. The other unit types are not always available as returning students are prioritized.

Equipment

Some units are only partially furnished (without a bed) and this information is included in the unit description. Otherwise, single rooms are furnished

with a bed, desk and chair as indicated in the unit description. A pillow, duvet and bedsheets can be purchased from SiÅs Housing. Kitchen equipment can either be rented or purchased from SiÅs Housing.



SiÅs Housing units are primarily located in Pentagon (the student village), houses or apartment buildings around campus as well as in the center of Ås. There are often social events at Pentagon making it a convenient and fun place to live.

Housing Contracts

One-year contracts run from 1 July to 30 June. Semester-contracts run from 1 July to 31 December or 1 January to 30 June.

[Apply for SiÅs Accommodation](#)

Off-Campus/Private Accommodation

Ås is a small university town where it is possible to find many great private housing options, both shared and individual. Public transportation is generally very good, however there are a few areas in Ås where there is limited bus access. If you live off-campus, you should also research your commuting options, including the cost of 30-day tickets, i.e. monthly pass.

There are several websites which can be used in your search:

- [Private Accommodation on SiÅs Website](#)
Local landlords who prefer to rent to students often use only this website to market single rooms, apartments or houses in the Ås area.

- [Finn](#)
This website is only in Norwegian, but “Google translate” can work to some extent. You can always email to request additional information from the landlord. Be aware that there have been reports of swindlers in the housing market so never transfer money until you have seen the rental and signed a contract.
- [Kjøp/salg/bytte ved NMBU](#) (Facebook Group)
The group name translates to Buy/Sell/Exchange at NMBU. Locals use this group also to advertise available rooms or alternatively individuals can advertise that they are looking for a room. Although most posts are in Norwegian, it is possible to post in English.
- [RUTER / VY](#)
You can research your commute time, bus and train routes on the websites [Ruter](#) and [VY](#). Use these also to get from the Oslo Airport to NMBU.

3. Student organizations

One of the main reasons for the great student environment in Ås is the diversity of social clubs and student associations. [Studentsamfunnet](#), Ås is run by and for students and is the cornerstone for much of the social happenings that take place in Ås. SiÅs Housing units are all located a short distance from Studentsamfunnet.

Student organisations and social life | NMBU



4. Moving to Norway: Immigration Procedures

When moving to Norway for studies, international students should be aware of the immigration requirements. These requirements will vary depending on country of citizenship and length of stay.

Students from Nordic Countries

Citizens of Denmark, Finland, Iceland or Sweden can live in Norway for up to six months without reporting the move. Nordic citizens planning to live in Norway for more than six months should report the move to the [Norwegian Tax Administration](#) within 8 days of arrival to Norway. It is unnecessary to do anything prior to arrival.



Students from EU/EEA Countries

Citizens of EU/EEA countries planning to study in Norway more than 3 months must register in Norway. The registration is free of charge.

It is a two-step process:

Step 1) Register on the Norwegian Directorate of Immigration's (UDI's) [Application Portal](#) and book an appointment for after your arrival in Norway at the local police station. The local police stations are Follo Police (Ski), Romerike (Lillestrøm), Østfold (Sarpsborg) and Indre Østfold (Askim) politistasjon.

Step 2) Attend the booked police appointment after your arrival in Norway and bring these documents;

- a valid identity card or passport
- NMBU admission letter
- private health insurance or European health insurance card
- handwritten or typed personal declaration stating that you have enough money to support yourself while studying in Norway. The declaration must be signed.

Once you attend the police appointment, a registration certificate will be issued.



Students from Non-European Countries

Citizens from all other countries must apply for either a study permit for stays over three months or in some cases a tourist visa for stays under three months depending on country of citizenship.

Study Permit – studies over three months

Students should review the UDI requirements as soon as possible after admission is granted. An electronic application form can be completed, and it might be possible to book an appointment time on the application portal. Permit processing fee is currently NOK 5,400. Visit UDI's webpages and fill in your country of citizenship: <https://www.udi.no/en/want-to-apply/studies/> You will then find step by step instructions for how and where to apply for your residence permit for studies.



In some countries, application documents must be submitted to VFS Joint Visa Application Centre which will require additional processing fees with a separate appointment booking system.

You will likely need these documents from Norway;

- NMBU admission letter
- Housing Contract: SiÅs or private housing contract
- Documentation of Financing: [funds transfer to SiÅs account](#), employment contract or scholarship award from home government. An exception is made for bilateral exchange students as financing is confirmed in the admission letter – see point 1 in the letter.
- Documentation of paid tuition fees or an exemption letter from NMBU (not required for Erasmus and bilateral exchange students).

Processing time

Degree students, for your study permit application to be approved before the start of your studies in the Autumn, you need to have submitted your application for the study permit both electronically and physically to the embassy/VFS centre before 1 July 2024.

Entry Permit

The processing time for the study permit application can vary from 6-12 weeks. If the study permit is granted, an entry permit will be issued by the embassy, consulate or the VFS Centre if required. Entry permits are not required for citizens who do not need a visa to enter Norway.

Risk Groups

Very important information: both bachelor's and master's students from certain countries can be at a higher risk for rejection of the study permit. Nevertheless, each applicant is evaluated on their own merit, but you should be aware of the risks before proceeding. If during the application process, the message below appears for your country of citizenship, *you are at a higher risk for rejection. Your permit will only be approved in exceptional cases (if you document very strong ties to your homeland; property title deeds, marriage certificate, approved leave of absence from permanent work)*:

Please note! Because of the circumstances in your home country, it may be difficult for applicants from your country to get a residence permit for studying at a lower level than Master level. We will always consider whether there is something specific with your situation that means that you can get a residence permit even though you are studying at a lower level.

Source: www.udi.no

Visitor's Visa – studies under three months

For short study periods under three months, it is possible to apply for a [visitor visa](#). The admission letter can be used for the visa application and the visa is normally issued for only the length of stay indicated in the admission letter. It is important to note that [citizens from countries who do not need a visa to enter Norway](#) can study in Norway up to three months without additional applications.

The processing time for visa applications is 2-4 weeks. The application process is different than the study permit application requiring other documents which are clearly outlined on the UDI pages.

5. Packing Tips

Necessary items

- Personal Computer as required by university regulations
- Valid passport
- Copies of passport

- Tickets/travel documents
- Cash, preferably in Norwegian currency (NOK)
- Bank Card/Credit Card
- List of emergency contacts at home
- UDI Decision Letter (if applicable)
- Letter of Admission
- Prescription Medications - medicines prescribed in your home country may not be available in Norway.
- Confirmation of medical diagnosis for chronic illness in English, if applicable.
- Warm clothing - wool underwear and winter coat.
- Rain Gear – waterproof jacket, pants and boots
- Wind Breaker



Optional items

- Router: if you would like to set up your own wireless network, you can bring a router with you.
- Travel Insurance: this is strongly recommended for the entire period you are living in Norway to cover incidentals, especially for exchange students.
- Private Health Insurance.
- Training gear for indoor and outdoor activities as there are many options at the university gym and around Ås.

6. Financial Matters



Norway is an expensive country, and it takes a while to get used to the high cost of living. To give you an idea of the living expenses for a student in Norway, we have put together a modest budget for one semester (all numbers are approximate):

Cost of Living (in Norwegian crowns - NOK)

Sample Prices(aprx):

- 1 liter milk: 24
- 1 loaf of bread: 33
- 500g spaghetti: 19
- 1 beer (grocery store): 35
- 1 beer (bar/restaurant): 90
- 1 train ticket to Oslo: 69
- 1 train ticket Oslo Airport to NMBU: 157
- 1 movie ticket: 179

Sample Semester Budget (aprx):

- Housing: NOK 28,000
- Food: NOK 18,000
- Books & Supplies: NOK 7,000
- Transportation: NOK 3,500
- Other expenses: NOK 14,000

Part-time Work in Norway

International students sometimes wish to supplement their finances with part-time work. But it can be challenging finding part-time work due to lack of Norwegian language skills. We recommend that students have sufficient financing from home as there is no guarantee in securing work.


Funds

- Bank Machines – there are three bank machines in Ås, although none on campus, where you can withdraw money. The fees can be high, so make sure you know how much your bank will charge.
- Money Exchange – at the Oslo Airport and some limited locations in Oslo, you can exchange foreign currency to NOK. Please do note that Norway is moving closer to being a cash-less society, so some businesses do not accept cash, but all grocery stores accept cash.
- Bank Cards/Credit Cards – it might be possible to pay for purchases, including groceries, with your bank card or credit card from home. The first time in each shop, you should test your card and have cash available just in case the card is not accepted. We recommend you check with your bank about fees associated with using your card in this way.

7. Travelling to Ås

Airports

The closest airport to Ås is [Oslo Airport](#) (Oslo Lufthavn Gardermoen) with several public transportation options to reach campus. It is also possible to travel to [TORP Sandefjord Airport](#), however there are limited and more expensive public transportation options to reach campus. If you choose to travel to Torp, make sure to research how you will travel to campus and have an alternative in case of flight delays or you arrive late at night.



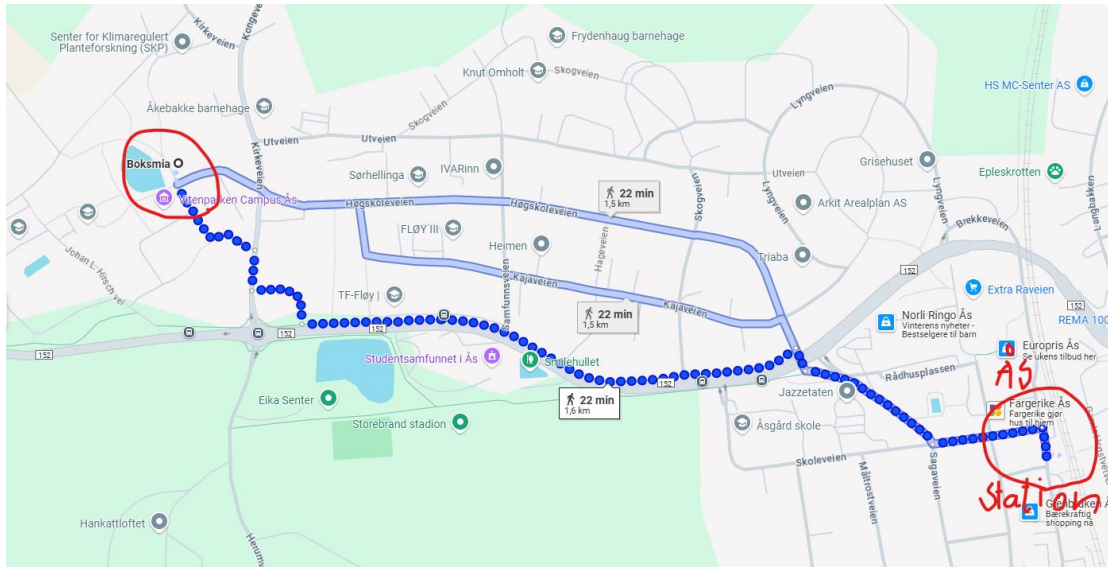
Train

The [Vy Train Group](#) runs frequent trains to Oslo Central Station (Oslo S). At Oslo S, you can transfer to the L21 train travelling towards Moss and stopping in Ås along the way.

The train ticket from Oslo Airport to Ås costs NOK 157, and travel time is about one hour but can vary depending on connections.

Once you arrive in Ås, you can either walk to campus or take a taxi. The SiÅs Housing Office (Boksmia) is approximately 1½ kilometers from the train station.

The taxi fare from the town center to the SiÅs Housing Office and to your accommodation will cost approximately 260-450 NOK (at night the fare is considerably higher). Taxi phone: +47 06485.



MAP: Walking from Ås Train Station to SiÅs Housing Office – Boksmia building.

Bus

VY flybuss runs buses almost every hour to Ås (Korsegården). Right in front of the airport you can catch the FB11 bus travelling towards Fredrikstad and stopping at Korsegården bus stop. You can confirm the platform via the Vyapp.

The bus ticket costs up to NOK 279 if purchased in advance on the internet or up to NOK 378 if purchased on the bus. The travel time is one hour. Once you arrive at the Korsegården bus stop, you can take a local bus, walk to campus or ask the bus driver to order a taxi for you. The SiÅs Housing Office (Boksmia) is approximately 1½ kilometers from the gas station.





You must cross the bridge over the highway to reach the gas station where the taxi will be waiting or where you can start your walk towards campus.

The taxi fare from Korsegården/gas station to the SiÅs Housing Office and to your accommodation will cost approximately 260-450 NOK (at night the fare is considerably higher). Taxi phone: +47 06485.

SiÅs Housing Office – Boksmia



If you will be living on campus, you must arrange to pick-up your keys from the SiÅs Housing Office. The office is located next to the duck pond as shown

The SiÅs Housing Office and Boksmia (university bookshop) are housed in the above building which is located next to the duck pond.

on [MazeMap](#). Regular office hours are between 10:00 – 15:00 during weekdays. You can email them at utleie@sias.no with your arrival date and time. If you are arriving after hours, they will provide special instructions for how to pick-up your keys. Remember to inform SiÅs of your time of arrival.

Arriving on a Sunday

All grocery stores are closed on Sundays.

Welcome to NMBU!